



Parent & Teacher Guide



Introduction

Learning to read has never been more rewarding! *Reading Raven* provides step-by-step reading adventures that delight and motivate young children as they build a solid foundation for reading. Each activity respects children's natural desire to explore and learn at their own pace. Because *Reading Raven* lessons are interactive, children stay focused, enjoy their successes, and ask for more.

Reading Raven is based on a proven phonics-based method that provides children with the skills they need to become independent readers and capable spellers. The activities are designed for flexibility. Children can do all the reading activities, or parents can select activities they want their children to focus on. At less than a dollar a lesson, *Reading Raven* is one of the most affordable high-end reading programs available.

Welcome to Reading Raven!

Reading Raven is an interactive and multi-sensory learn-to-read game that gives children a rich and rewarding learning experience as they build a foundation for reading. Each activity is designed to accommodate children's natural desire to explore and learn at their own pace.



Reading Raven provides a range of reading activities that teach the foundational sub-skills of reading while keeping children entertained and engaged. The games emphasize letter and sound recognition, sound blending, word building (spelling), word matching and recognition, reading aloud practice (with voice recording), word groups, and letter and word tracing. The *Reading Raven* character serves as an adventure guide to help children navigate through the app. From the very first lesson, children receive positive reinforcement and simple rewards for taking small steps that build knowledge. Each lesson provides review, as well as new material. Children using *Reading Raven* can see their own progress and achievement. This builds their confidence and inspires them to learn more.



Designed by learning experts, *Reading Raven* is based on a proven phonics-based reading method that guides children, step-by-step, to become independent readers. Each lesson introduces just a few new letters, their sounds, and words that can be made from them so children are not overwhelmed by too much new information. Sight words are introduced gradually. Each activity builds on previous activities so children experience a natural progression from recognizing letters and sounds, to building, matching, reading and writing words. Soon they are able to read sentences and very short stories. The multi-sensory interactive approach, which incorporates hands-on manipulation, reading, writing, and listening, enables children to make strong connections between spoken and written language. Using this approach, children learn to read and spell accurately while increasing comprehension.

Reading Activity Overview

Each *Reading Raven* lesson is made up of reading activities that help children acquire sub-skills needed in learning to read. *Reading Raven*'s learning method uses variety and repetition to teach each step to a level of mastery. This builds reading proficiency which is the foundation for continued learning. Parents can customize *Reading Raven* to include only those activities they want their children to focus on. If any activity is too advanced or too easy, it can easily

be bypassed. Children will occasionally choose activities that a parent or teacher thinks are too easy for them. It's important to allow this sometimes because many children gain confidence from extra practice. Others like to replay a simple game as a way to see where they've been. Guidance provided on the Options screen suggests activities generally appropriate for particular ages:

Ages 3 and Up

- Letter Recognition
- Letter Sounds
- Letter Tracing
- Word Matching

Ages 4 and Up


- Vocabulary
- Word Beginnings
- Word Building
- Word Spotting

Ages 5 and Up

- Reading Aloud
- Word Groups
- Word Tracing

Tips & Tricks


On any activity, you can have the full voice instructions repeated by tapping the listening icon in the top right. You can also skip ahead or replay any activity by swiping forward or backward on the *Reading Raven* character.



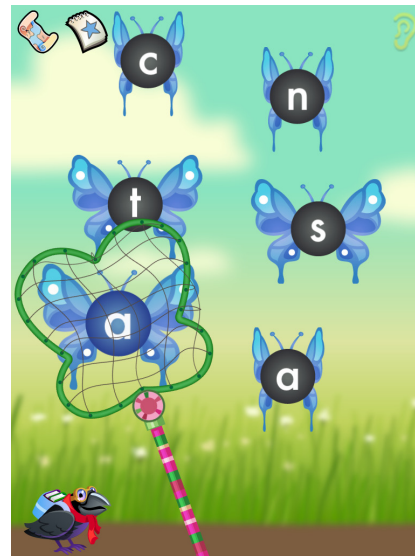
Ages 3 and up

The activities listed under Ages 3 and up are designed to teach letter and sound recognition. In Letter Matching, children match identical letters by dragging a falling letter to its match. As they do this, they hear the sound the letter makes, hear the same sound as the beginning sound in a word, and they see an illustration of the word. In Letter Recognition, children catch the letters that make the same sound as what is spoken thus ensuring they understand


which sounds are made by different letters. In the Letter Tracing activity, children trace the shape of the letters, so that strong cognitive connections are made between the shape of each letter and how it differs from other letters. Finally, in the Word Matching activity, children match identical words which helps them to discern what words look like and how they might differ.




Letter Matching:
Lesson 1 Example



Letter Sounds:
Lesson 1 Example



Letter Tracing:
Lesson 2




Word Matching:
Lesson 4

Ages 4 and up

The first activity in this group works on basic vocabulary by asking children to identify which illustration goes with a spoken word. The next activity, Word Beginnings, asks children to hear a letter sound and identify which word starts with that sound. This is an important skill that prepares for the next activity, Word Building. In Word Building, children see an illustration for a given word along with the sound of the word, and have to figure out how to put the letters


together to spell the word. This helps them develop their mastery of writing and encoding words. Finally, Word Spotting requires children to listen to the sound of a word while seeing different words spelled out and to choose the written word that corresponds to the spoken sound. This activity puts all the previous skills together and enables children to experience the magic of reading.



Vocabulary:
Lesson 2 Example



Word Beginnings:
Lesson 5 Example



Word Building:
Lesson 2

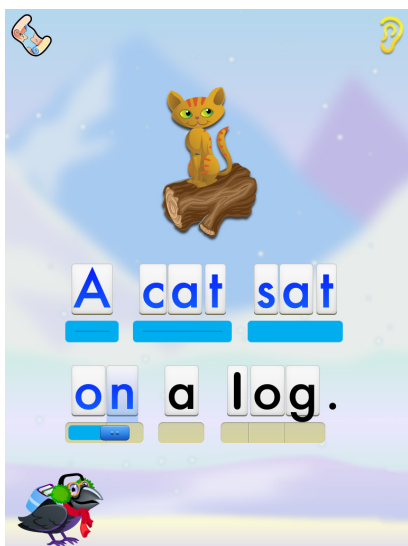


Word Spotting:
Lesson 3

Ages 5 and up

The Ages 5 and up activities take students to the next level by putting together the separate reading skills they have been practicing. The Reading Aloud activity asks the child to read one or more words on the screen. It records the child's voice and plays it back, providing feedback and reinforcement. The next activity, Word Tracing, guides children to trace the letters


making up a word; the children then see the words written correctly in their own handwriting. The Word Group activity helps children discover how words can be transformed into other words by changing beginnings or endings. These simple games develop the child's ability to recognize spelling patterns.



Reading Aloud:
Lesson 3 Example



Word Tracing:
Lesson 4 Example



Word Groups:
Lesson 5 Example

Material Covered in Lessons 1-5

Lesson 1

- letters introduced: a, s, c, t, n
- sounds: a as in apple; s as in sun; c as in cat; t as in table; n as in net
- word length: 1-3 letters
- sentence length: 2-4 words
- sight words: none
- capital letters introduced: A and N
- punctuation: period at end of statements (full sentences)

Lesson 2

- letters introduced: m, r, i, o, h
- sounds: m as in mat, r as in rat, i as in igloo, o as in octopus, h as in hat
- word length 1-3 letters
- sentence length 2-5 words
- sight word: mitt (tt ending)
- capital letters introduced: S, T, M, C, R
- punctuation: period at end of statements

Lesson 3

- letters introduced: u, l, f, d, g
- sounds: u as in up, l as in log, f as in fan, d as in dog, g as in girl,
- word length: 1-3 letters

- sight word: full (ll ending)
- sentence length: 3-6 words
- punctuation: period at end of statements

Lesson 4

- letters introduced: e, v, p, th, j
- sounds: e as in egg, v as in van, p as in pot, th as in thin, j as in jam
- word length: 1-4 letters
- sentence length: 3-7 words
- sight words: egg (gg ending) and this
- capital letters introduced: E, G
- new punctuation: apostrophe shows ownership (Nan's dog); exclamation point shows strong feeling
- digraph (two letters that form one sound) th used in thin and path expression: mmm

Lesson 5

- letters introduced: w, b, k, y, z
- sounds: w as in window, b as in bee, k as in kitten, y as in yo-yo, z as in zipper
- word length: 1-4 letters
- sentence length: 2-8 words
- sight words: the and open
- new punctuation: question mark, apostrophe in let's

Happy Reading Adventures!

For more information, visit our website at <http://www.readingraven.com> including our support page at <http://www.readingraven.com/support>.

